



City of Salem COVID-19 Response Survey

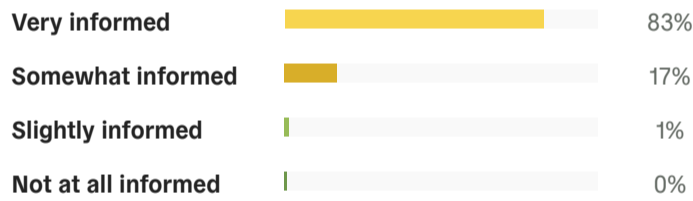
Survey Results
FINAL

01/19/2021

How would you rate your current knowledge of COVID-19 in the following areas?

Question	Very informed	Somewhat informed	Slightly informed	Not at all informed
The symptoms of COVID-19	83%	17%	1%	0%
The ways the virus is transmitted	86%	13%	1%	0%
What types of exposure require quarantine	64%	31%	4%	0%
The symptoms or types of exposure requiring testing	67%	28%	4%	1%
Where and how to get tested	78%	18%	4%	0%
Understanding current laws and regulations in my community relating to COVID-19	54%	37%	8%	1%
The meaning of a positive or negative test result	82%	15%	2%	0%

The symptoms of COVID-19



The ways the virus is transmitted



What types of exposure require quarantine



The symptoms or types of exposure requiring testing



Where and how to get tested



Understanding current laws and regulations in my community relating to COVID-19

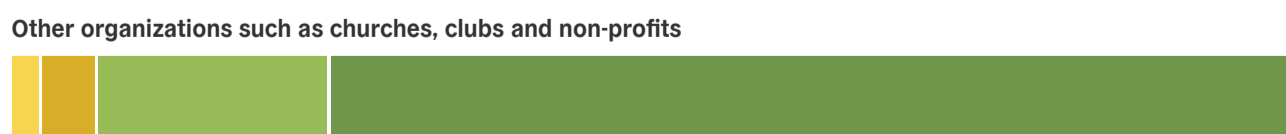
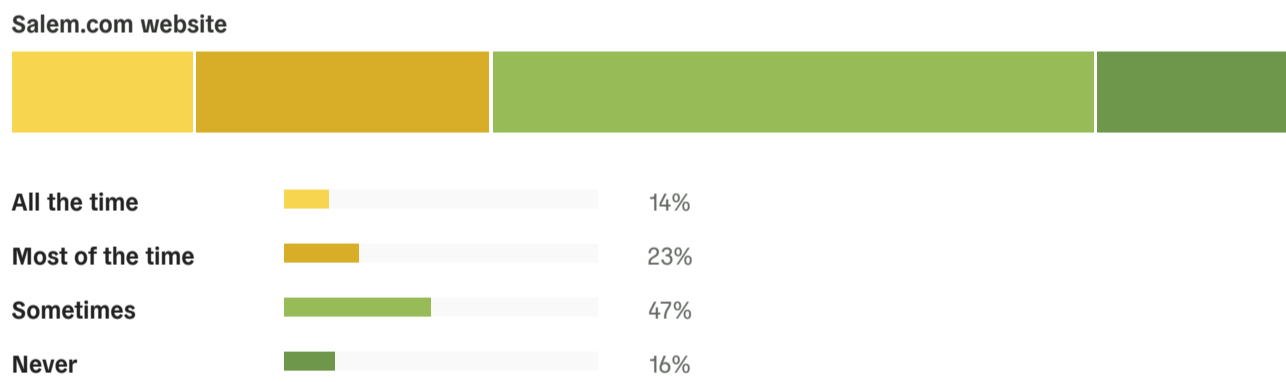


The meaning of a positive or negative test result



How do you get critical information about COVID-19 in your community?

Question	All the time	Most of the time	Sometimes	Never
Salem.com website	14%	23%	47%	16%
City emails or social media	31%	33%	28%	8%
Salem News, Salem Gazette, or Salem Patch	10%	14%	40%	36%
Schools	7%	6%	12%	75%
Local television and radio stations	16%	19%	31%	34%
Other organizations such as churches, clubs and non-profits	2%	4%	18%	76%
Centers for Disease Control or other .gov/ .edu website	18%	25%	43%	14%
Word of mouth/heard from friend or family member	7%	16%	58%	19%
Code Red Telephone Call or Robocall	19%	15%	37%	28%



Word of mouth/heard from friend or family member



Code Red Telephone Call or Robocall



Thinking about the past 4 weeks, how often have you...

Question	Always	Mostly	Sometimes	Never
Avoided public places	18%	65%	12%	4%
Avoided crowded places	70%	25%	3%	2%
Avoided outdoor gatherings of more than 5 people	74%	19%	4%	3%
Avoided indoor gatherings with more than 5 people	74%	19%	4%	3%
Used hand sanitizer when visiting public places	72%	18%	8%	2%
Tried to keep 6 feet away from others while out	78%	20%	1%	1%
Wore a mask outdoors while in public	86%	11%	2%	1%
Wore a mask indoors while in public	94%	4%	2%	0%
Wore a mask at home around positive or high-risk household members	47%	10%	6%	36%

Avoided public places



Always		18%
Mostly		65%
Sometimes		12%
Never		4%

Avoided crowded places



Avoided outdoor gatherings of more than 5 people



Avoided indoor gatherings with more than 5 people



Used hand sanitizer when visiting public places



Tried to keep 6 feet away from others while out



Wore a mask outdoors while in public



Wore a mask indoors while in public



Wore a mask at home around positive or high-risk household members



Thinking about the past 4 weeks, have you or anyone in your household:

Question	Yes	No	Don't know
Been exposed to someone with a confirmed case of COVID-19	15%	74%	11%
Quarantined/isolated due to COVID-19 exposure	14%	85%	2%
Gotten tested for COVID-19	69%	30%	0%
Tested positive for COVID-19	3%	95%	2%

Been exposed to someone with a confirmed case of COVID-19



Yes		15%
No		74%
Don't know		11%

Quarantined/isolated due to COVID-19 exposure



Gotten tested for COVID-19

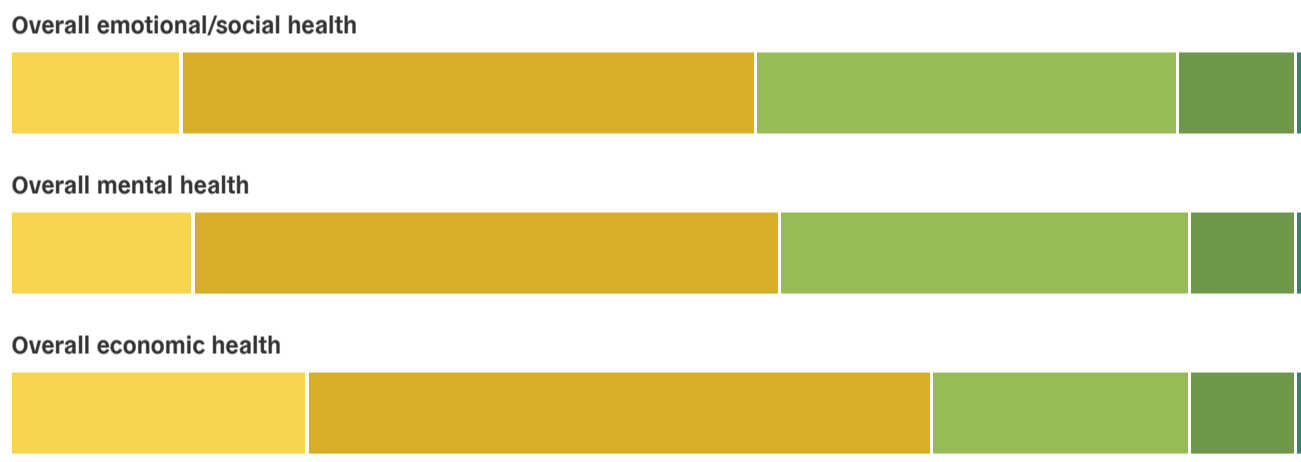
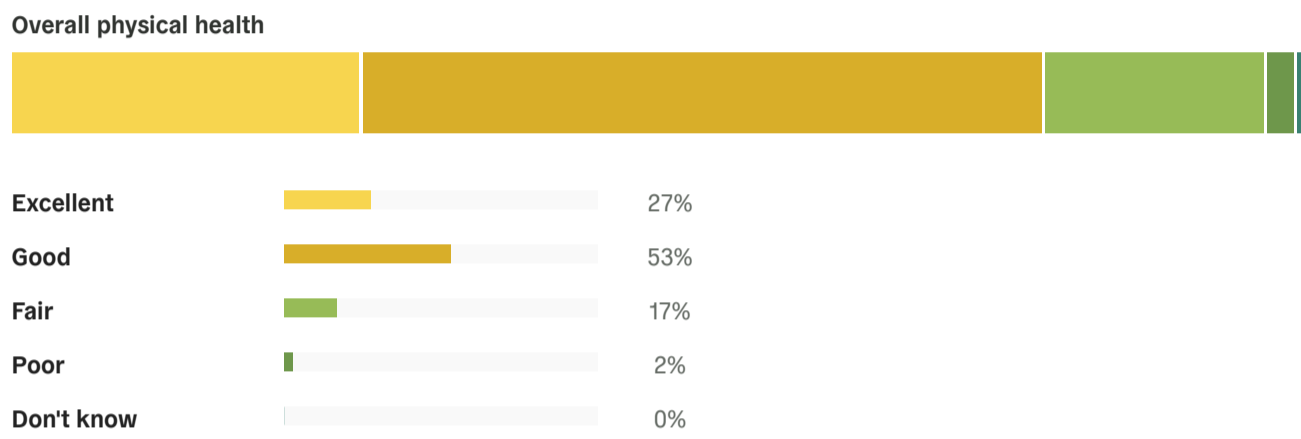


Tested positive for COVID-19



The COVID-19 pandemic is challenging in many ways, how would you rate you and/or your household on the following?

Question	Excellent	Good	Fair	Poor	Don't know
Overall physical health	27%	53%	17%	2%	0%
Overall emotional/social health	13%	45%	33%	9%	0%
Overall mental health	14%	46%	32%	8%	0%
Overall economic health	23%	49%	20%	8%	0%

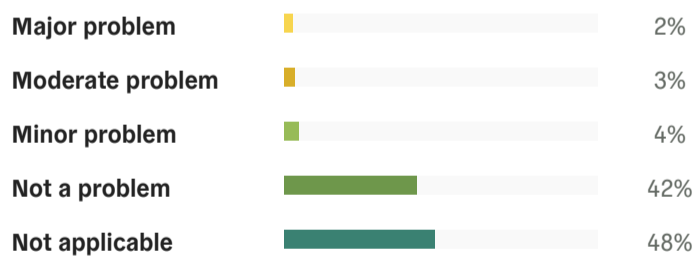


Please rate how much of a problem, if at all, the following are currently for you or your household. (A "major problem," for example, would be an inability to access healthy food, COVID testing, etc.).

Question	Major problem	Moderate problem	Minor problem	Not a problem	Not applicable
Household member(s) have COVID-19 or COVID-like symptoms (fever, shortness of breath, dry cough)	2%	3%	4%	42%	48%
Access to medical services (e.g., emergency care, basic medical care, needed prescriptions)	1%	4%	10%	77%	8%

Question	Major problem	Moderate problem	Minor problem	Not a problem	Not applicable
Access to mental health services	3%	6%	10%	58%	23%
Access to COVID testing	2%	6%	18%	70%	4%
Access to healthy food	1%	2%	7%	88%	2%
Not being able to exercise	6%	15%	27%	49%	3%
Feeling nervous, anxious or on edge	9%	26%	40%	23%	2%
Feeling down, depressed or hopeless	7%	20%	36%	36%	2%
Feeling lonely or isolated	8%	20%	36%	35%	2%
Household members not getting along	2%	4%	14%	60%	21%
Household members becoming more aggravated and/or violent	1%	2%	7%	69%	21%
Household members drinking more alcohol	2%	5%	15%	59%	18%
Household members struggling with addiction to prescription or illicit drugs	0%	1%	1%	69%	29%

Household member(s) have COVID-19 or COVID-like symptoms (fever, shortness of breath, dry cough)



Access to medical services (e.g., emergency care, basic medical care, needed prescriptions)



Access to mental health services



Access to COVID testing

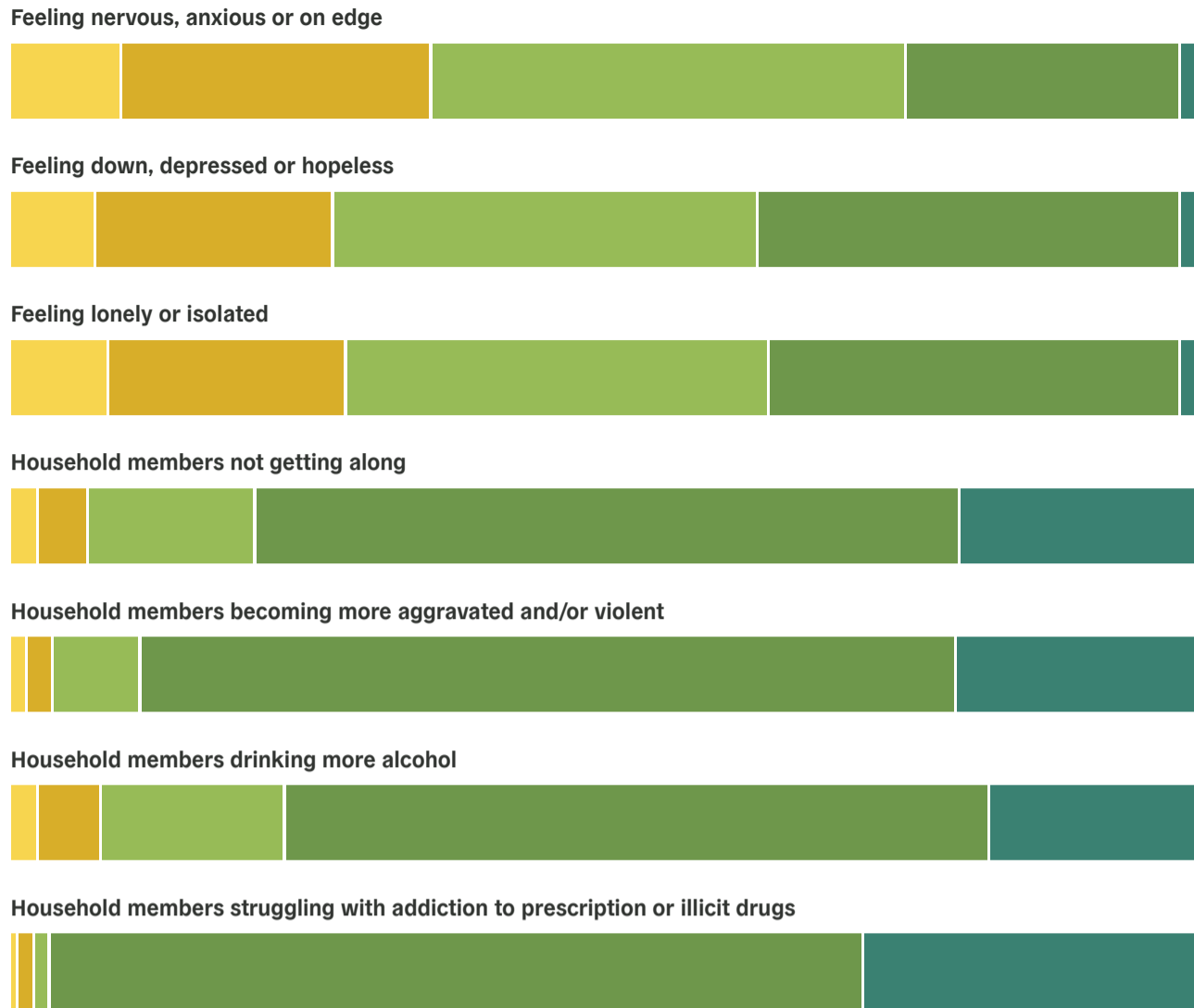


Access to healthy food



Not being able to exercise

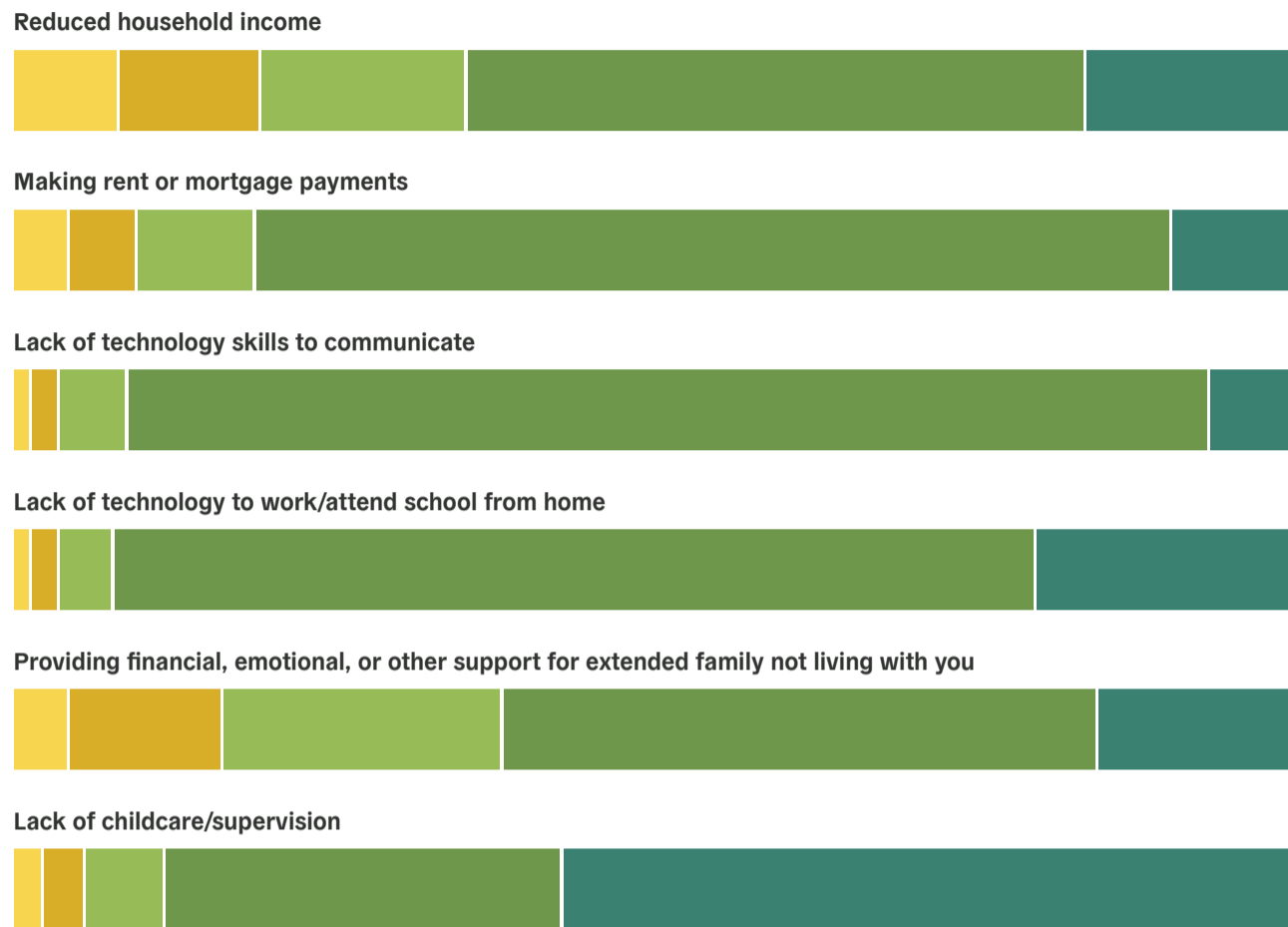
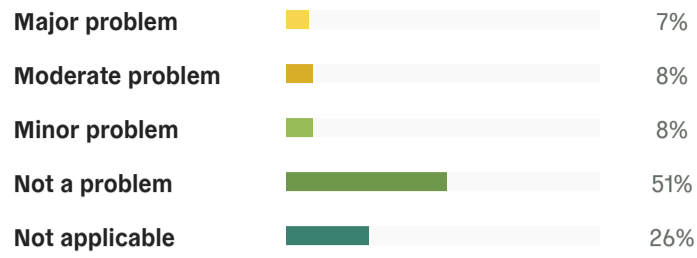




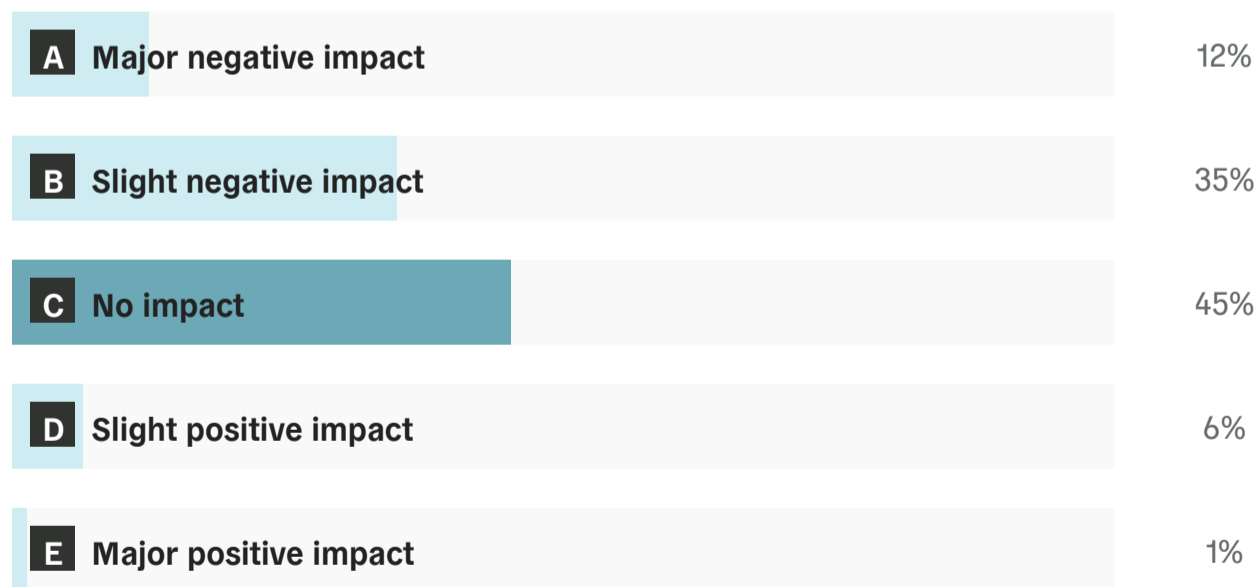
Please rate how much of a problem, if at all, the following are currently for your household.

Question	Major problem	Moderate problem	Minor problem	Not a problem	Not applicable
Loss of job(s)	7%	8%	8%	51%	26%
Reduced household income	8%	11%	16%	49%	17%
Making rent or mortgage payments	4%	5%	9%	72%	10%
Lack of technology skills to communicate	1%	2%	5%	85%	7%
Lack of technology to work/attend school from home	1%	2%	4%	73%	21%
Providing financial, emotional, or other support for extended family not living with you	4%	12%	22%	47%	16%
Lack of childcare/supervision	2%	3%	6%	31%	58%





How much, if at all, has COVID-19 impacted your household income?

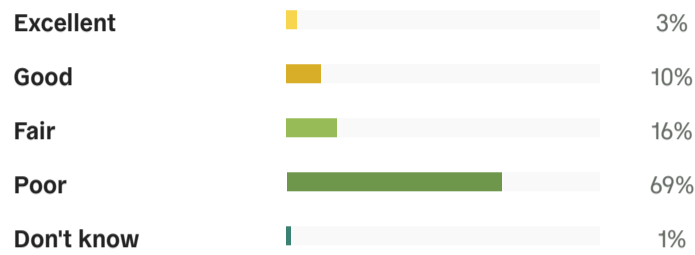


Overall, please rate the response of the following government organizations to COVID-19.

Question Excellent Good Fair Poor Don't know

Question	Excellent	Good	Fair	Poor	Don't know
The Federal government	3%	10%	16%	69%	1%
The Commonwealth of Massachusetts	21%	48%	24%	6%	1%
The City of Salem	36%	45%	12%	5%	2%

The Federal government



The Commonwealth of Massachusetts



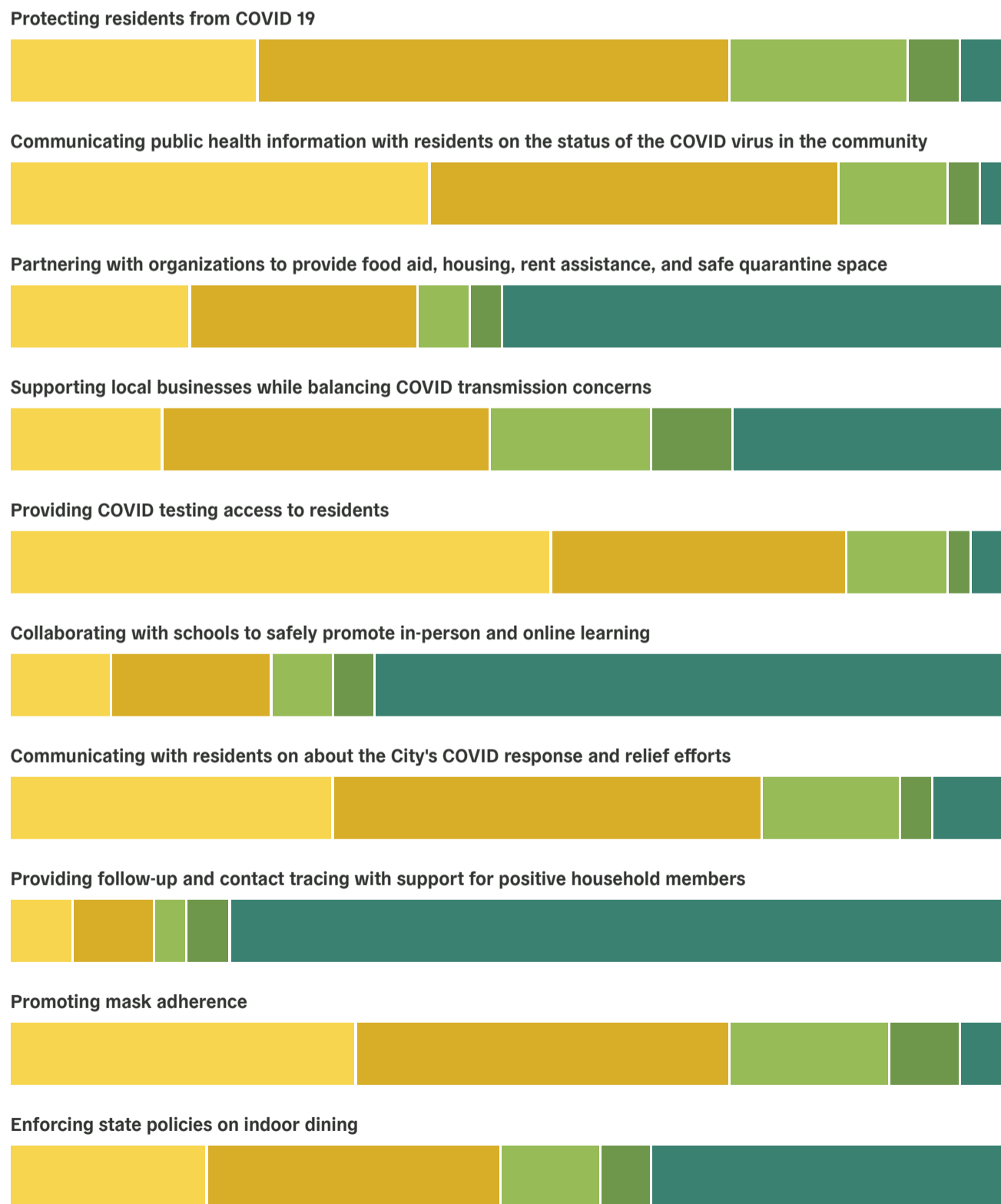
The City of Salem



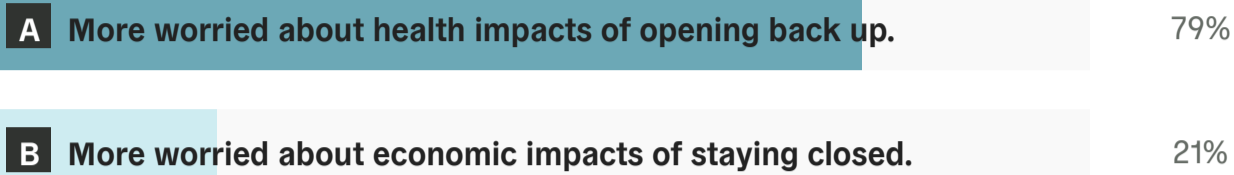
How would you rate the City of Salem's response to COVID-19 in the following categories?

Question	Excellent	Good	Fair	Poor	Don't know
Protecting residents from COVID 19	25%	48%	18%	5%	4%
Communicating public health information with residents on the status of the COVID virus in the community	43%	42%	11%	3%	2%
Partnering with organizations to provide food aid, housing, rent assistance, and safe quarantine space	18%	23%	5%	3%	51%
Supporting local businesses while balancing COVID transmission concerns	15%	33%	16%	8%	27%
Providing COVID testing access to residents	55%	30%	10%	2%	3%


Question	Excellent	Good	Fair	Poor	Don't know
Collaborating with schools to safely promote in-person and online learning	10%	16%	6%	4%	64%
Communicating with residents on about the City's COVID response and relief efforts	33%	44%	14%	3%	7%
Providing follow-up and contact tracing with support for positive household members	6%	8%	3%	4%	78%
Promoting mask adherence	35%	38%	16%	7%	4%
Enforcing state policies on indoor dining	20%	30%	10%	5%	36%



If you had to say that you were more worried about the economic impacts of our community staying closed too long or the health impacts of our community opening back up too soon, which would you choose?




Do you plan to get the vaccine when it becomes available to you?



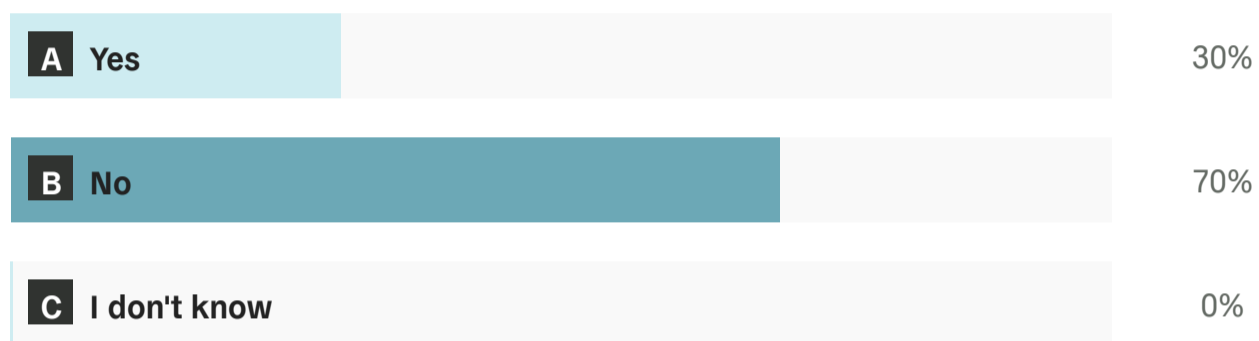
In which category is your age?




Do any children 17 or under live in your household?




Do any individuals 65 and over live in your household?



What is your gender?



Which best describes your residence in Salem?

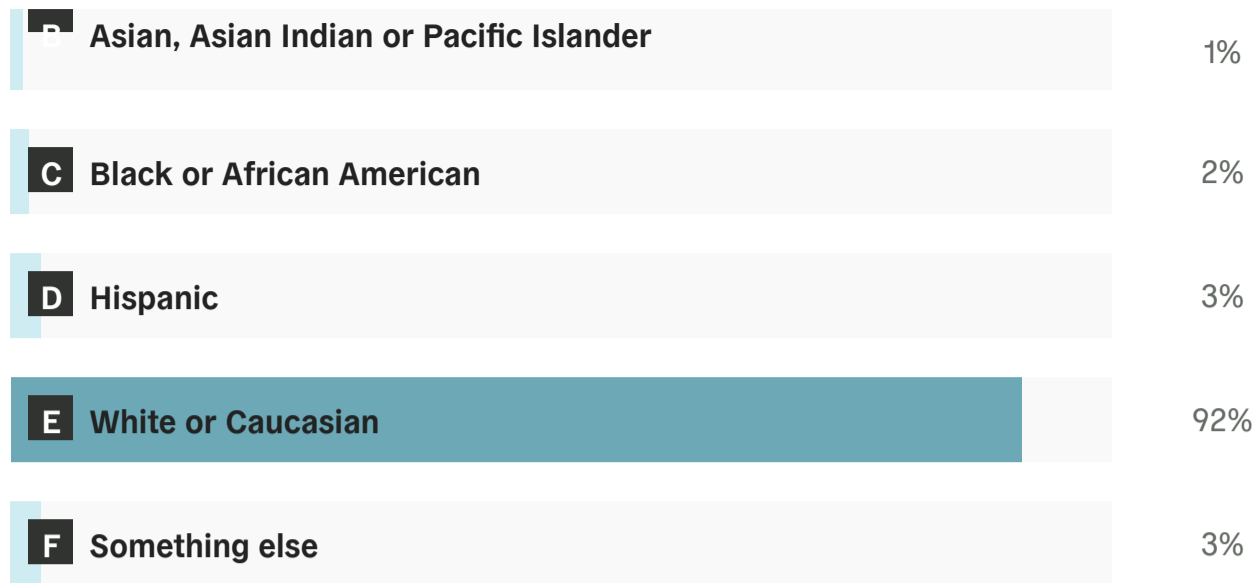


Which best describes the neighborhood you live in?

A Boston Street/Blubber Hollow	1%
B Bridge Street Neck	6%
C Castle Hill	4%
D Derby Street neighborhood	8%
E Downtown Salem	8%
F Gallows Hill	3%
G Greater Endicott Street	3%
H Highland Avenue	5%
I McIntire Historic District	8%
J North Salem	13%
K The Point	3%
L Salem Willows/Juniper Point	3%
M Salem Common	7%
N South Salem	18%
O Witchcraft Heights	5%
P Other	6%

Which of the categories below best describes your racial/ethnic identity?

A American Indian or Alaskan Native	0%
B	



What is your highest completed level of education?

